



# STEM FAIR 2017 REPORT

Alexandria Pugh

THE USU CAREER SERVICES RESEARCH GROUP



# The STEM Fair Report

This report presents the data collected by the USU Career Services Research Group that were collected in order to better understand the needs of employers and students that attended.

## Employer Data

This section outlines the feedback collected from the employers.

### General Data

Total Employers Registered: 74

Cancellations: 2

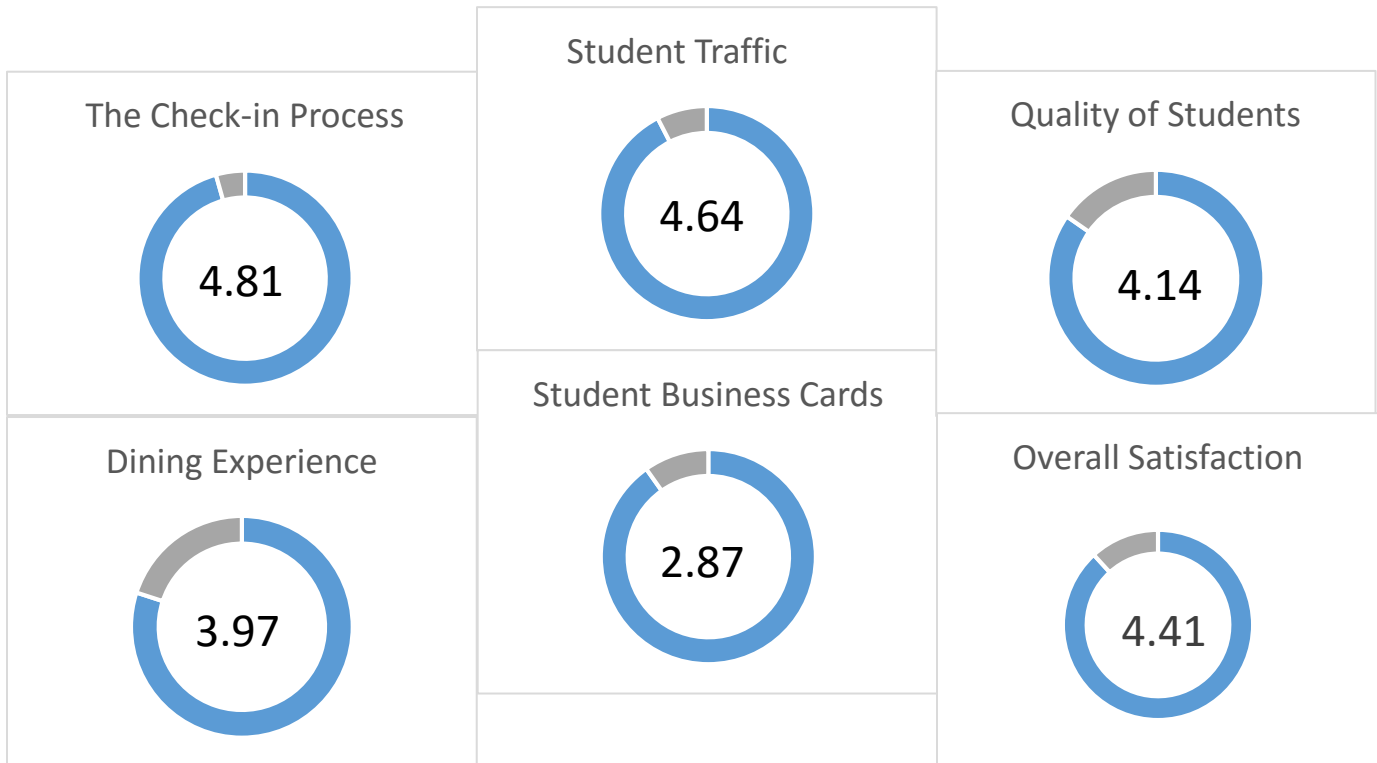
No Shows: 1

Responses Collected: 38

Response Rate: 51.35%

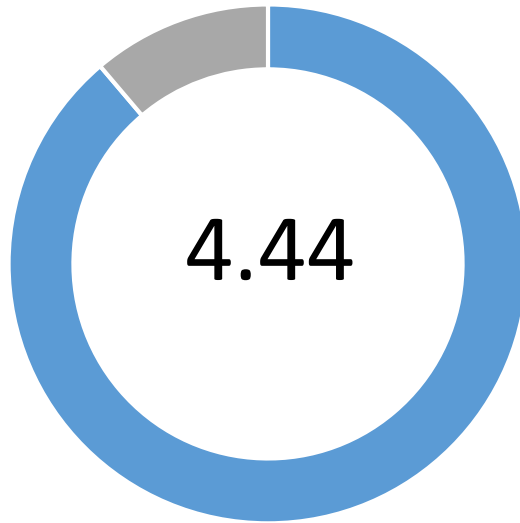
### Employer Feedback

The following chart shows the mean score for the check-in process, the quantity of students, the quality of students, the dining experience, and overall satisfaction with **5 as the max** score possible and **1 being the lowest** score possible. These results were obtained by finding the average of these scores between the 38 responses we received.



How likely would you be to refer us to a friend or colleague on a scale from 1-5?

Would You Refer Us to a Friend?  
(Score From 1-5 Out of 38 Responses)



### Key Employer Comments

- The isles were so small, we pushed our table back to open up our space.
- U of U had multicolored slips with engineering disciplines to display for what we're hiring. We thought that was a nice addition.
- More Aggie Ice Cream!
- Tapered off too quickly towards the end.
- Traffic jams by tables and in isles.
- Wider isles would be better. All else is perfect.
- The career fair was vibrant and a great resource!
- Resumes were much better this year.
- Parking was quite limited. I think we got the last parking stall in the parking terrace.
- Never heard from our student host, other than that it was a fantastic experience!
- Loved the student help unloading the truck.
- Great having a personal assistant! Everyone was very kind and helpful in everything.
- More seating in dining area would be great.
- Resumes better than student business cards. Student hosts very helpful.
- Nice to have escorts/ assistants from parking lot. Grateful for the beverages.
- Would be great if there were signs available for the employers to list the majors they are interested in.
- Would be helpful to clearly identify the major on business cards (name tags).
- Suggest adding Aggie Ice Cream.
- Overall well qualified applications with excellent questions and a high level of interest.
- It would be preferable to combine business and STEM Fairs.
- It would be nice to have coke products, especially Dr. Pepper.
- Please add a Chemical Engineering program. Chemistry is not "the same".

- Our student “helper” never showed up. However, the lady assisting Vivint Offered help and assistance if we wanted.
- We’d like more space in the back.
- No vegetarian options for food.

**Key Takeaway**

- Overall a very liked event highly attended by well qualified students. Recruiters liked the parking services and student hosts/volunteers. More room between tables and bigger walkways with a larger meal would be helpful.

## Student Data

This section outlines the feedback collected from the students that attended and filled out an evaluation.

**General Data**

Students Checked in: 607

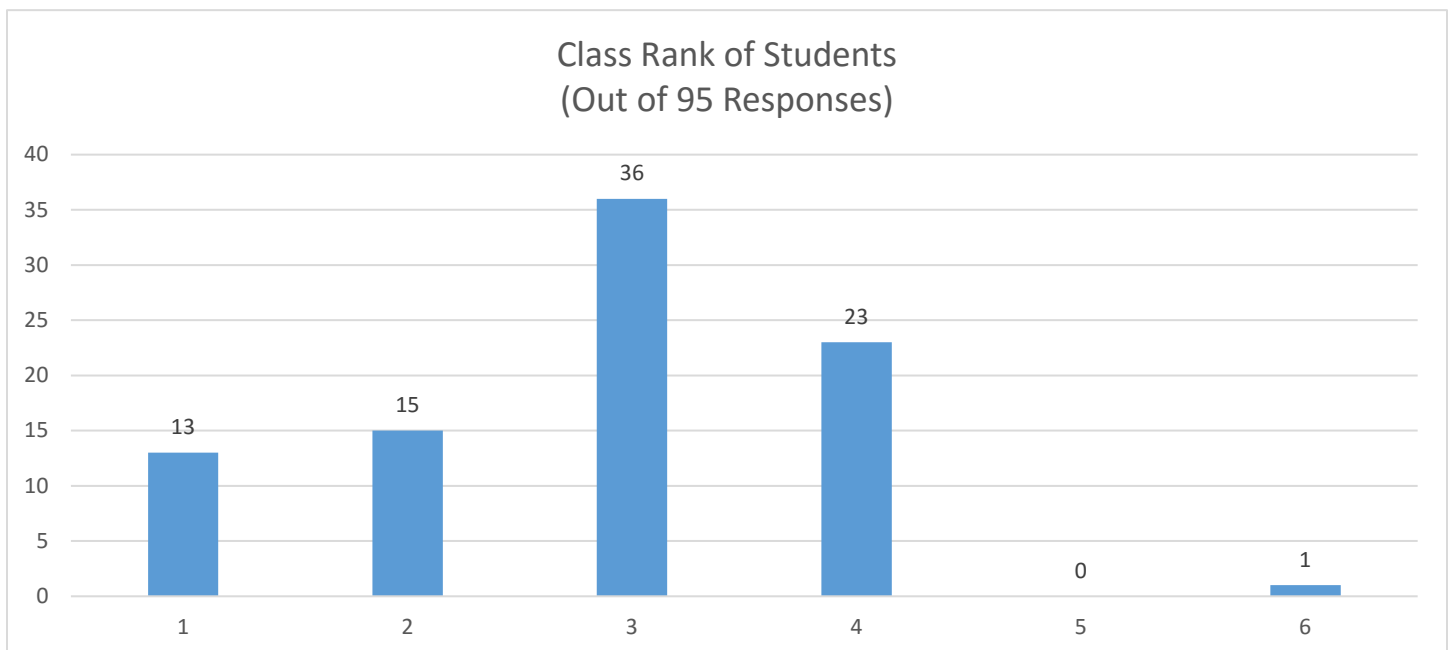
Student Responses Collected: 95

Response Rate: 15.65%

Attendance by Class Rank:

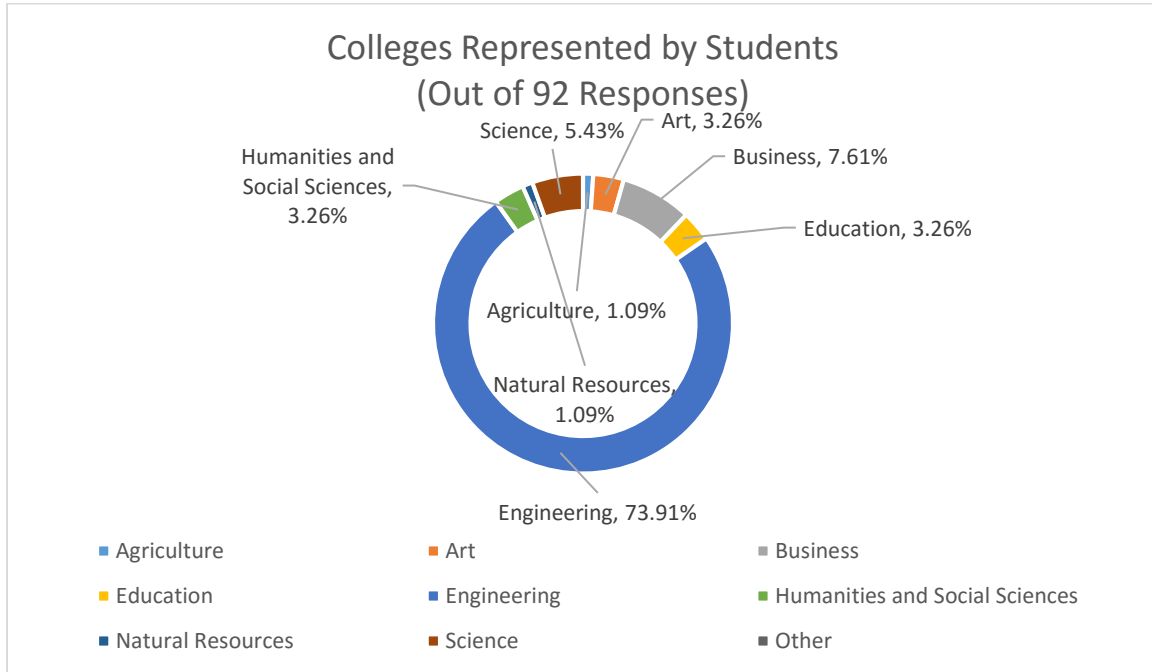
Student: 94.74%      Alumni: 5.26%      Community Member: 0.00%      Faculty: 0.00%

What is your class rank?

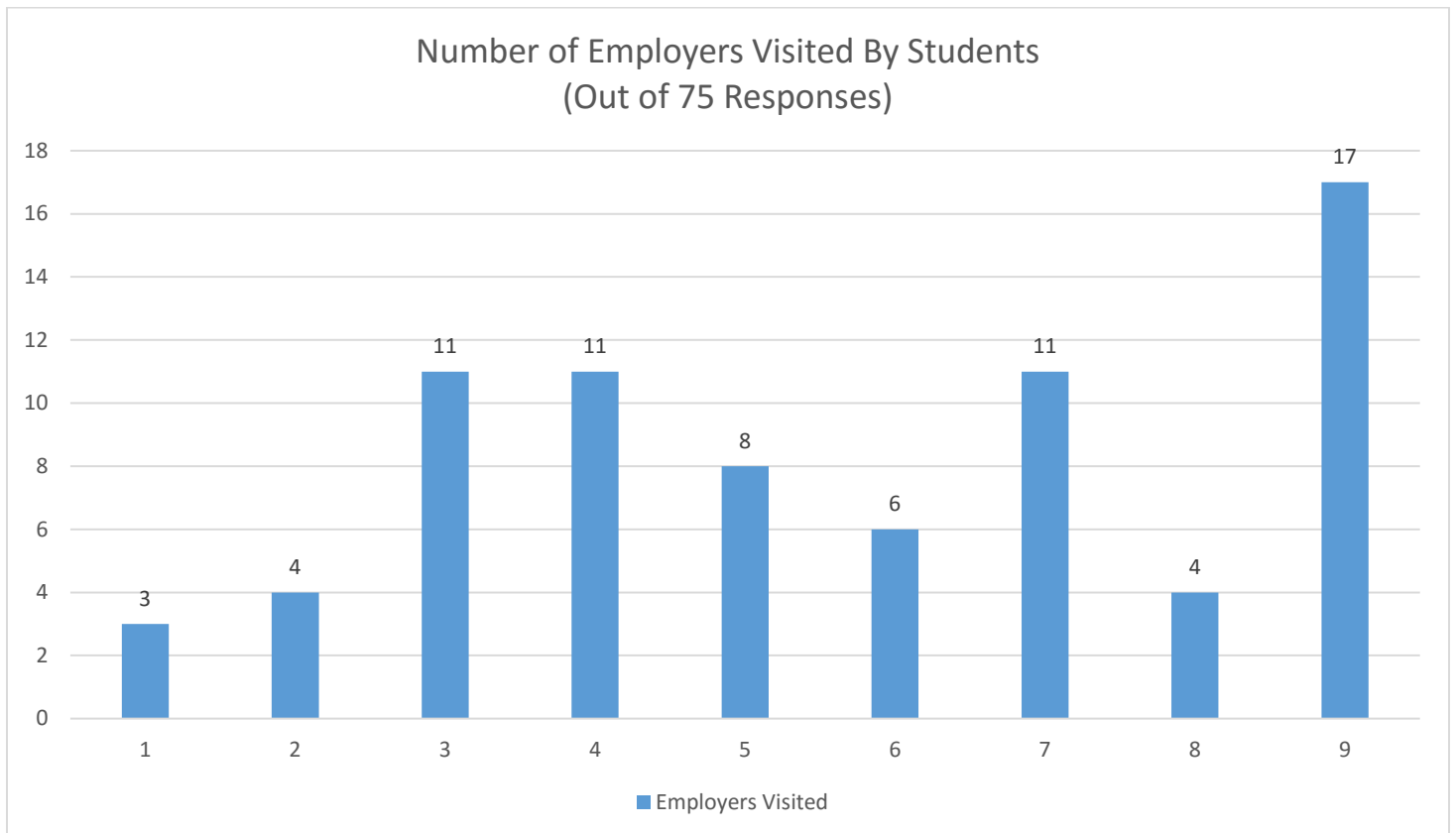


# Student Feedback

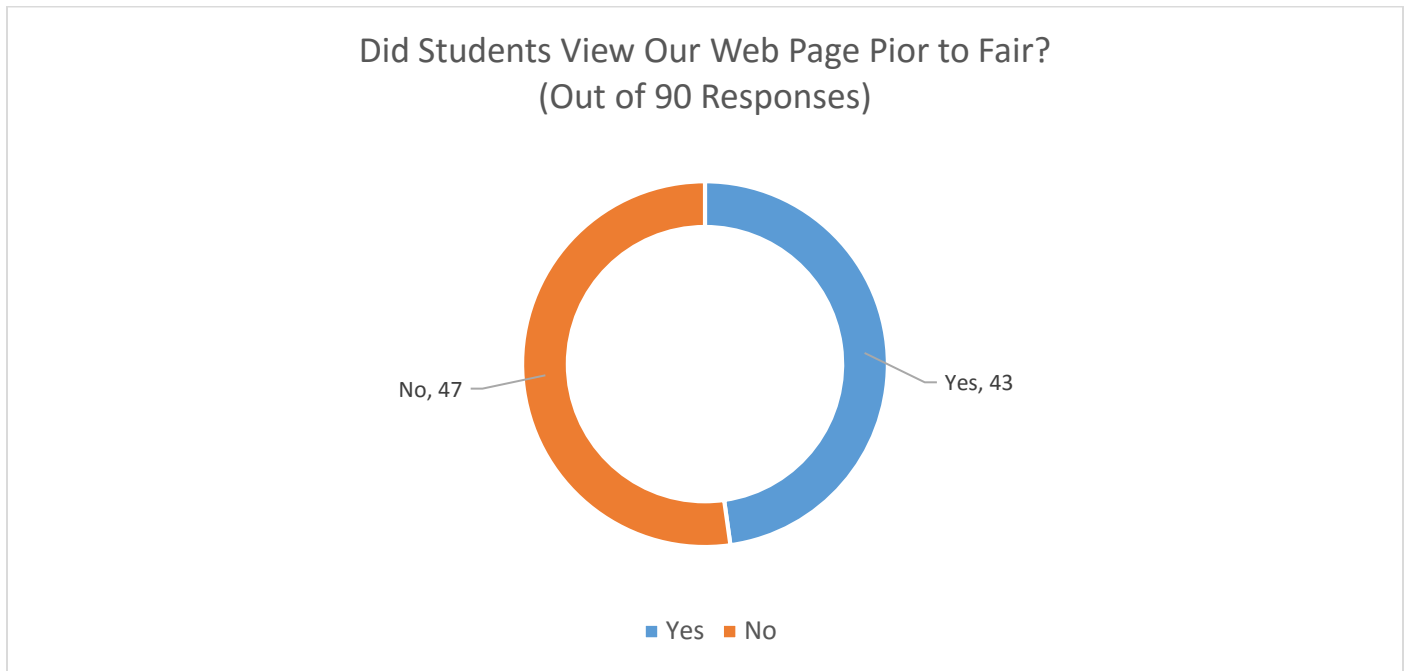
What is your college?



How many employers did you visit today?



## Did you view the Career Services web page to prepare for the Career Fair?



## Overall Satisfaction

