

FAQ – Pop-up Blockers

Pop-up windows are a feature on some websites that open automatically when you visit and/or leave a page. These pop-ups are such a nuisance that many people now use pop-up blocking utilities. Some web browsers, firewalls, and other security software have an option to block pop-ups.

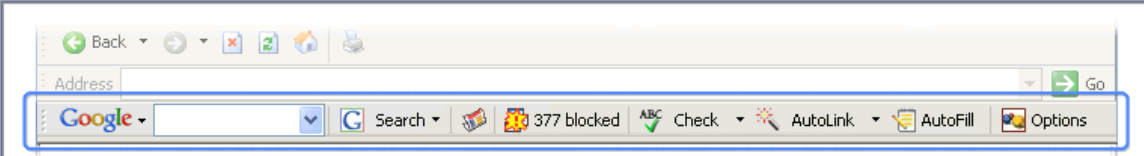
If your software is set to block all pop-ups, then you will probably not see some of the windows necessary in *Career AGGIE*. For example, a student will not be able to select a preferred resume from the pop-up window or change resumes previously submitted to jobs or schedules. Another example is that an employer will not be able to pull up a packet of resumes.

One of the most popular ways to block pop-ups is to use an 'add-in toolbar'.


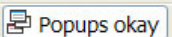
Below is a list of programs with specific instructions on how to allow pop-ups, so that you can fully use *Career AGGIE*.

- Google Toolbar
- Yahoo! Toolbar
- Internet Explorer 7 browser
- Firefox 3 browser
- Safari 3 browser


Google Toolbar




Steps to turn off Google Pop-up Blocker

 1 blocked	This symbol tells you that a pop up has been blocked.
 Popups okay	To turn off the blocker click on the blocked symbol.

Yahoo! Toolbar



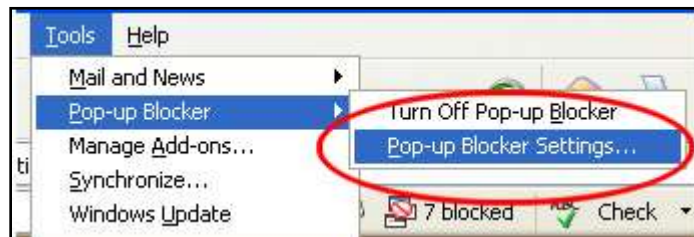
The screenshot shows the Yahoo! Toolbar with the Pop-up Blocker settings menu open. The menu includes options like 'Enable Pop-Up Blocker', 'Play Sound When Pop-Up Is Blocked', and 'View Recently Blocked Pop-Ups'. The instructions explain that clicking the blocked symbol (a red 'X') will open this menu, and selecting 'Enable Pop-Up Blocker' will turn off the blocker. A second screenshot shows the toolbar with the 'Enable Pop-Up Blocker' option unchecked, indicating the blocker is turned off.

	This symbol tells you that a pop up has been blocked.
	To turn off the blocker click on the blocked symbol. You will see a menu list appear. Click on "Enable Pop-Up Blocker." This will remove the check next to this option, turning off your Yahoo pop-up blocker.
	If there is no check next to the menu then your yahoo pop-up blocker is already turned off
	This symbol means your pop up blocker is turned off and pop up windows are allowed.

Internet Explorer 7 Browser

The version of the Internet 7 browser that is includes a pop-up blocker that by default blocks most unrequested pop-ups. The blocker allows you to stop blocking cookies from specific websites:

1. Go to the 'Tools' menu
2. Select 'Pop-up Blocker'
3. Select 'Pop-up Blocker Settings'



4. Type 'www.myinterfase.com' in the 'Address of Web site to allow' text box
5. Click 'Add'
6. Click 'Close'

Firefox 3 browser

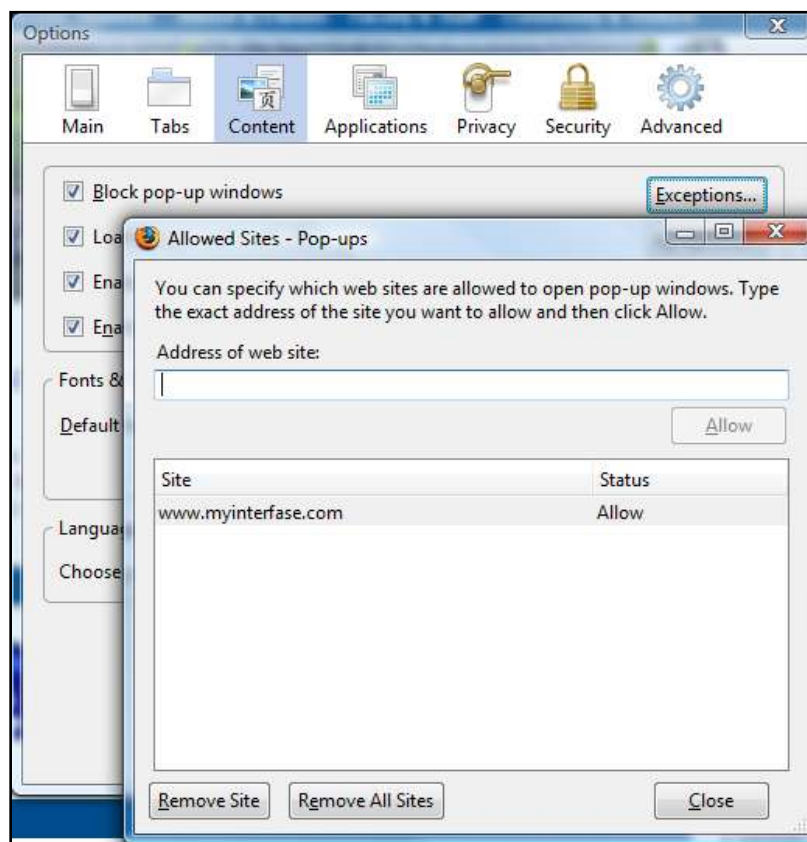
Just as an Internet Explorer 7 browser, the Firefox browser contains a pop-up blocker that by default will block all pop-ups. To allow them, follow these instructions:

Turning the pop-up blocker off:

1. (Windows) Go to the 'Tools' menu and select 'Options'
2. (Mac) Go to the 'Firefox' menu, and select 'Preferences'
3. Click on the 'Content' icon
4. Uncheck the 'Block pop-up windows' checkbox to enable pop-ups

Allowing blocked pop-ups:

1. (Windows) Go to the 'Tools' menu and select 'Options'
2. (Mac) Go to the 'Firefox' menu, and select 'Preferences'
3. Click on the 'Content' icon
4. Across from 'Block pop-up windows', click on 'Exceptions'
5. Type 'www.myinterfase.com' and click on 'Allow'
6. Click on 'Close', the 'OK'

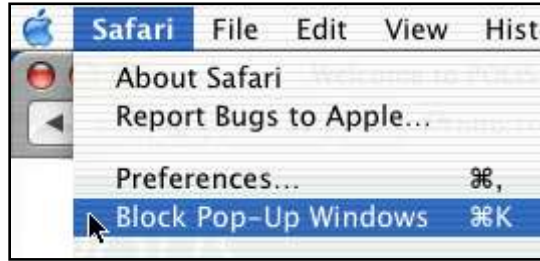


Safari Browser

The Safari browser contains a pop-up blocker that by default stops all pop-ups. To enable pop-ups using Safari, follow these instructions:

(Mac)

- Select 'Safari and click on 'Block Pop-Up Windows' (make sure the check mark does not appear)



(Windows)

- Select 'Edit and click on 'Block Pop-Up Window' (make sure the check mark does not appear)

