

FALL FAIR 2016 REPORT

Alexandria Pugh

THE USU CAREER SERVICES RESEARCH GROUP

The Fall Fair Report

This report presents the data collected by the USU Career Services Research Group that were collected in order to better understand the needs of employers and students that attended.

Employer Data

This section outlines the feedback collected from the employers.

General Data

Total Employers Registered: 93

Cancellations: 8

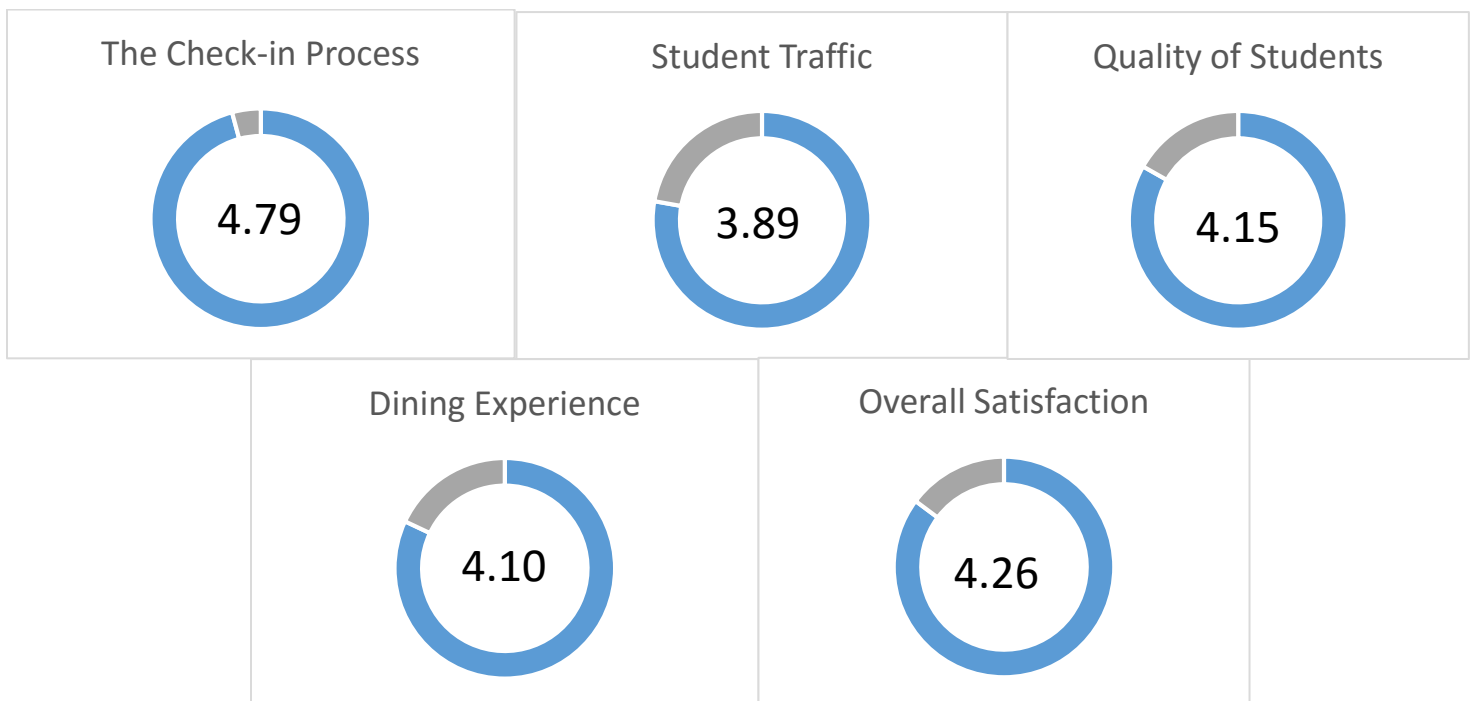
No Shows: 5

Responses Collected: 39

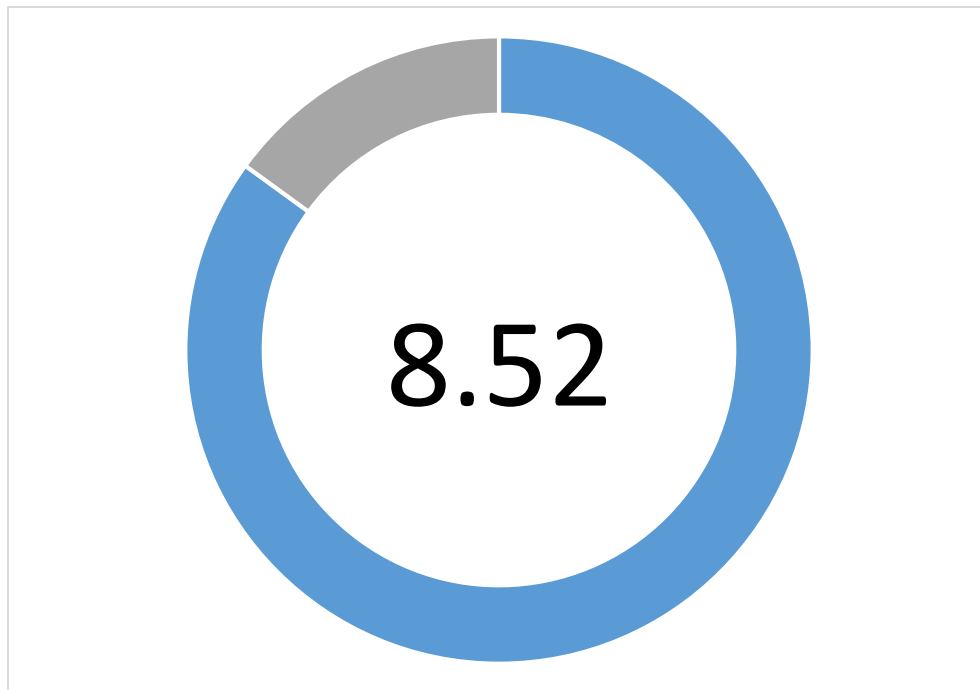
Response Rate: 41%

Employer Feedback

The following chart shows the mean score for the check-in process, the quantity of students, the quality of students, the dining experience, and overall satisfaction with 5 as the max score possible and 1 being the lowest score possible.



How likely would you be to refer us to a friend or colleague on a scale from 1-10?



Key Employer Comments

- Great career fair. Love the name tags
- Previous years were in the ballroom, I feel like there's a little more traffic than the lounge, but overall great experience
- Students were great- Didn't know about WayFair as a company- but were polite and qualified. Seemed to pick up after 12:00 - Traffic wise
- Traffic was slower in the morning. With the event being later in the day, we might see more traffic
- The wait time for the Shuttle was really long to head back to the parking lot.
- It was a great career fair. We really enjoyed ourselves and had a fantastic time recruiting and at our information session. Thank you for all your help!
- Thanks for all the work that went into making the fair a success! We we're happy with the amount of traffic we received at our booth.
- It would be helpful to have more than 1 shuttle between that fair and the parking lot. It took a long time to wait in line to and from the fair. Also, I know this is picky and I'm a minority, but I am allergic to gluten, so I wasn't able to have much at the lunch. Some sort of gluten free option would be awesome. Other than that, you guys were on top of it and so kind!

Key Takeaway

- Overall a very liked event although the student traffic was lower than expected. Recruiters liked the shuttle system and student volunteers. More shuttles and a different lunch would be appreciated.

Student Data

This section outlines the feedback collected from the students that attended and filled out an evaluation.

General Data

Students Checked in: 935

Student Responses Collected: 67

Response Rate: 7.88%

Attendance by Class Rank:

Student: 100%

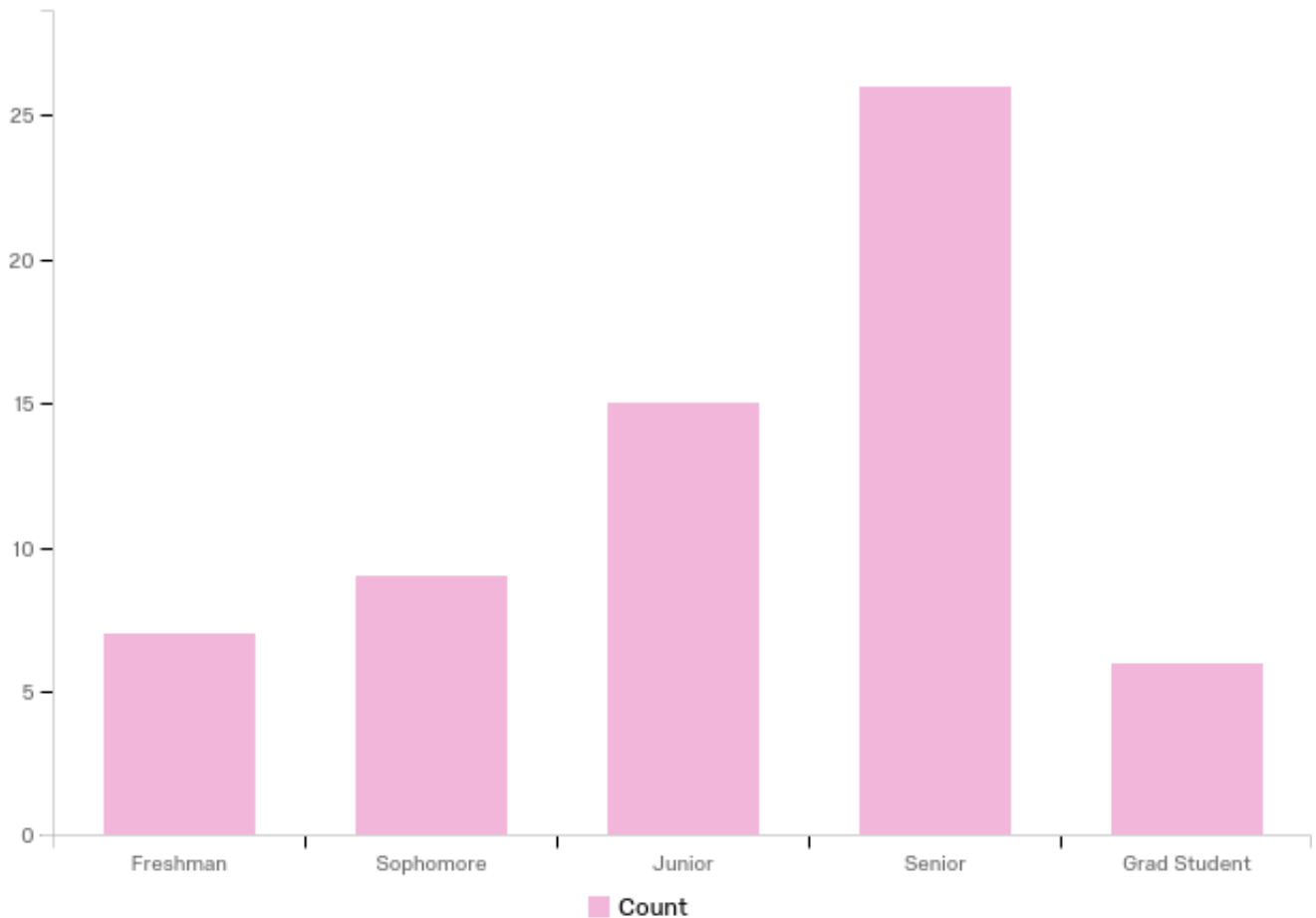
Alumni: 0.00%

Community Member: 0.00%

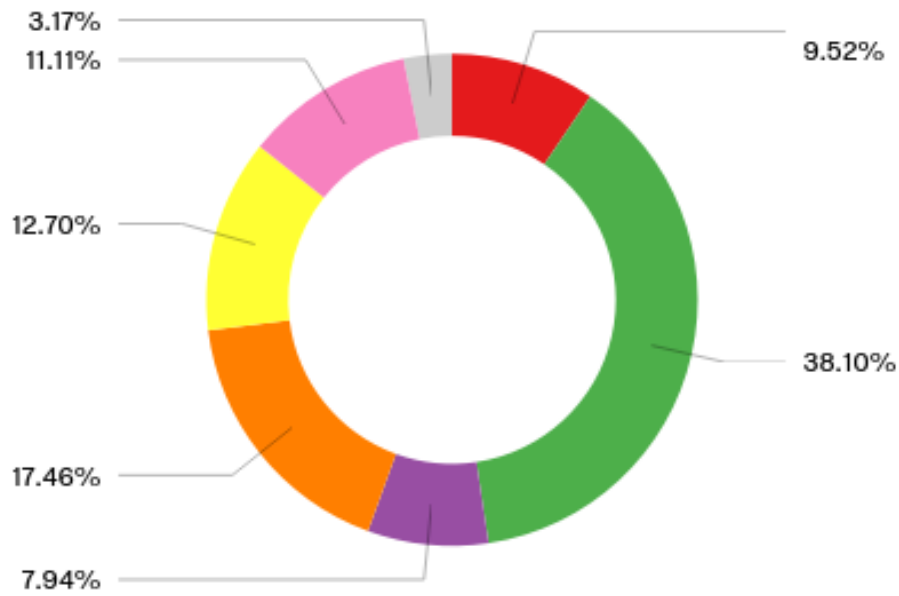
Faculty: 0.00%

Student Feedback

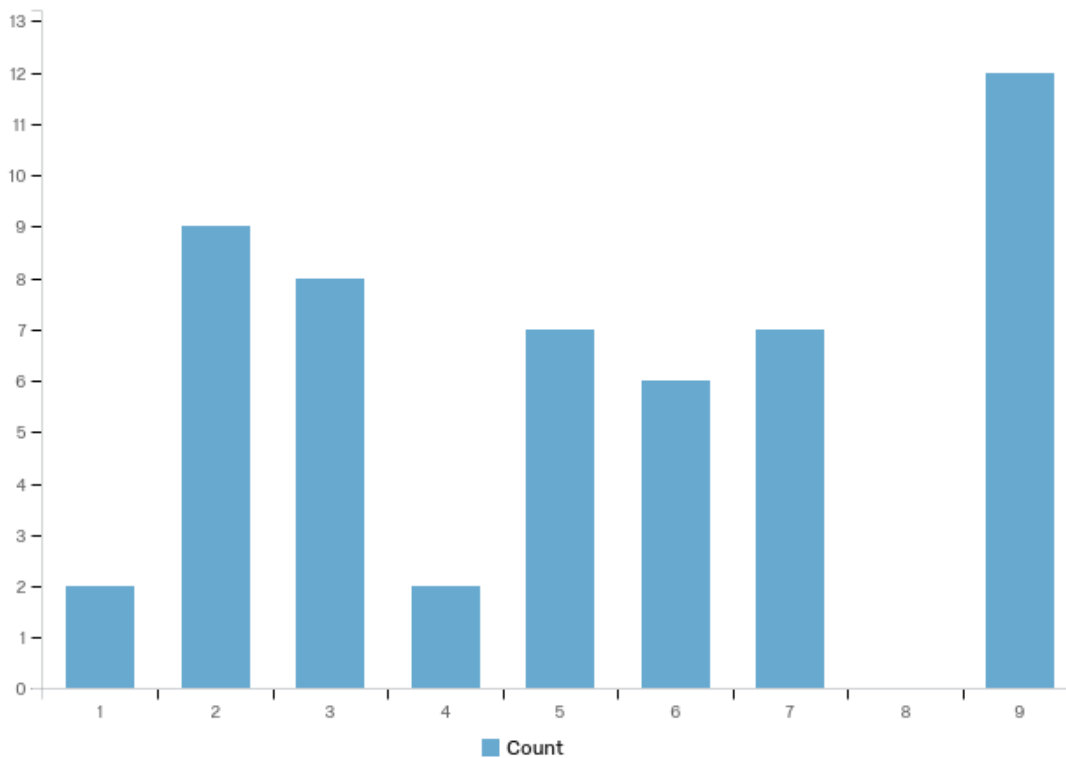
What is your Class Rank?



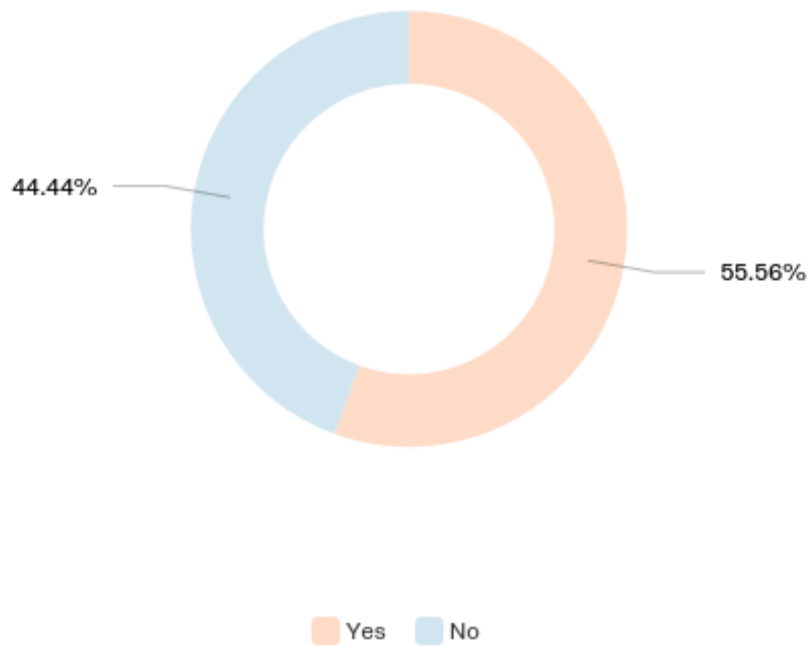
What is your college?



How many recruiters did you visit today?



Did you use the Career Services website to prepare for the fair?



Overall Satisfaction

